

MOHAN GUPTA & COMPANY
CHARTERED ACCOUNTANTS

OFF.B-2A/37, JANAKPURI
NEW DELHI – 110058
Phone: 45597859, 41612538
Email :mohan.mgc@gmail.com
Website : www.camohangupta.com

Independent Auditor's Report

To the Members of M/s. Red Solutions Private Limited

Report on the Financial Statements

Opinion

We have audited the accompanying financial statements of **M/s. Red Solutions Private Limited ("the Company")** which comprises the Balance Sheet as at March 31, 2022, the Statement of Profit and Loss (including Other Comprehensive Income), Statement of Changes in Equity and the statement of cash flows the for the year then ended, and notes to the financial statements, including a summary of significant accounting policies and other explanatory information.

In our opinion and to the best of our information and according to the explanations given to us, the aforesaid financial statements give the information required by the Companies Act, 2013 ("the Act") in the manner so required and give a true and fair view in conformity with the Indian Accounting Standards prescribed under section 133 of the Act read with the Companies (Indian Accounting Standards) Rules, 2015, as amended, ("Ind AS") and other accounting principles generally accepted in India, of the state of affairs of the Company as at March 31, 2022, the **Loss**, total comprehensive **Loss**, its cash flows and the changes in equity for the year ended on that date.

Basis for Opinion

We conducted our audit in accordance with the Standards on Auditing specified under section 143(10) of the Act. Our responsibilities under those standards are further described in the Auditor's Responsibilities for the Audit of the Financial Statements section of our report. We are independent of the Company in accordance with the Code of Ethics issued by the Institute of Chartered Accountants of India ('ICAI') together with the ethical requirements that are relevant to our audit of the financial statements under the provisions of the Act and the rules thereunder, and we have fulfilled our other ethical responsibilities in accordance with these requirements and the Code of Ethics. We believe that the audit evidence we have obtained is sufficient and appropriate to provide a basis for our opinion.



Information other than the Financial Statements and Auditor's Report thereon

The Company's Board of Directors is responsible for the other information. The other information comprises the information included in the Annual Report, but does not include the financial statements and our auditor's report thereon. The Annual Report is expected to be made available to us after the date of this auditor's report.

Our opinion on the financial statements does not cover the other information and we will not express any form of assurance conclusion thereon.

In connection with our audit of the financial statements, our responsibility is to read the other information identified above when it becomes available and, in doing so, consider whether the other information is materially inconsistent with the financial statements or our knowledge obtained in the audit or otherwise appears to be materially misstated.

When we read the Director Report, if we conclude that there is a material misstatement therein, we are required to communicate the matter to those charged with governance as required under SA 720 'The Auditor's Responsibilities Relating to Other Information'.

Management Responsibility for the Financial Statements

The Company's Board of Directors is responsible for the matters stated in section 134(5) of the Companies Act, 2013 ("the Act") with respect to the preparation of these financial statements that give a true and fair view of the financial position, financial performance and cash flows of the Company in accordance with the accounting principles generally accepted in India, including the accounting Standards specified under section 133 of the Act. This responsibility also includes maintenance of adequate accounting records in accordance with the provisions of the Act for safeguarding of the assets of the Company and for preventing and detecting frauds and other irregularities; selection and application of appropriate implementation and maintenance of accounting policies; making judgments and estimates that are reasonable and prudent; and design, implementation and maintenance of adequate internal financial controls, that were operating effectively for ensuring the accuracy and completeness of the accounting records, relevant to the preparation and presentation of the financial statement that give a true and fair view and are free from material misstatement, whether due to fraud or error.

In preparing the financial statements, management is responsible for assessing the Company's ability to continue as a going concern, disclosing, as applicable, matters related to going concern and using the going concern basis of accounting unless management either intends to liquidate the Company or to cease operations, or has no realistic alternative but to do so.

Those Board of Directors are also responsible for overseeing the company's financial reporting process



Auditor's Responsibility for the Audit of the Financial Statements

Our objectives are to obtain reasonable assurance about whether the financial statements as a whole are free from material misstatement, whether due to fraud or error, and to issue an auditor's report that includes our opinion. Reasonable assurance is a high level of assurance, but is not a guarantee that an audit conducted in accordance with SAs will always detect a material misstatement when it exists. Misstatements can arise from fraud or error and are considered material if, individually or in the aggregate, they could reasonably be expected to influence the economic decisions of users taken on the basis of these financial statements.

As part of an audit in accordance with SAs, we exercise professional judgment and maintain professional skepticism throughout the audit. We also:

- Identify and assess the risks of material misstatement of the standalone financial statements, whether due to fraud or error, design and perform audit procedures responsive to those risks, and obtain audit evidence that is sufficient and appropriate to provide a basis for our opinion. The risk of not detecting a material misstatement resulting from fraud is higher than for one resulting from error, as fraud may involve collusion, forgery, intentional omissions, misrepresentations, or the override of internal control.
- Obtain an understanding of internal financial control relevant to the audit in order to design audit procedures that are appropriate in the circumstances. Under section 143(3)(i) of the Act, we are also responsible for expressing our opinion on whether the Company has adequate internal financial controls system in place and the operating effectiveness of such controls.
- Evaluate the appropriateness of accounting policies used and the reasonableness of accounting estimates and related disclosures made by the management.
- Conclude on the appropriateness of management's use of the going concern basis of accounting and, based on the audit evidence obtained, whether a material uncertainty exists related to events or conditions that may cast significant doubt on the Company's ability to continue as a going concern. If we conclude that a material uncertainty exists, we are required to draw attention in our auditor's report to the related disclosures in the standalone financial statements or, if such disclosures are inadequate, to modify our opinion. Our conclusions are based on the audit evidence obtained up to the date of our auditor's report. However, future events or conditions may cause the Company to cease to continue as a going concern.
- Evaluate the overall presentation, structure and content of the standalone financial statements, including the disclosures, and whether the standalone financial statements represent the underlying transactions and events in a manner that achieves fair presentation.

Materiality is the magnitude of misstatements in the standalone financial statements that, individually or in aggregate, makes it probable that the economic decisions of a reasonably



knowledgeable user of the standalone financial statements may be influenced. We consider quantitative materiality and qualitative factors in (i) planning the scope of our audit work and in evaluating the results of our work; and (ii) to evaluate the effect of any identified misstatements in the standalone financial statements.

We communicate with those charged with governance regarding, among other matters, the planned scope and timing of the audit and significant audit findings, including any significant deficiencies in internal control that we identify during our audit.

We also provide those charged with governance with a statement that we have complied with relevant ethical requirements regarding independence, and to communicate with them all relationships and other matters that may reasonably be thought to bear on our independence, and where applicable, related safeguards.

From the matters communicated with those charged with governance, we determine those matters that were of most significance in the audit of the standalone financial statements of the current period and are therefore the key audit matters. We describe these matters in our auditor's report unless law or regulation precludes public disclosure about the matter or when, in extremely rare circumstances, we determine that a matter should not be communicated in our report because the adverse consequences of doing so would reasonably be expected to outweigh the public interest benefits of such communication.

Report on Other Legal and Regulatory Requirements

1. As required by Section 143(3) of the Act, we report that:
 - a. We have sought and obtained all the information and explanations which to the best of our knowledge and belief were necessary for the purposes of our audit.
 - b. In our opinion, proper books of account as required by law have been kept by the Company so far as it appears from our examination of those books.
 - c. The Balance Sheet, the Statement of Profit and Loss including Other Comprehensive Income, the Cash Flow Statement and Statement of Changes in Equity dealt with by this Report are in agreement with the books of account.
 - d. In our opinion, the aforesaid financial statements comply with the IndAS specified under Section 133 of the Act.
 - e. On the basis of the written representations received from the directors as on 31st March, 2022 taken on record by the Board of Directors, none of the directors is disqualified as on 31st March, 2022 from being appointed as a director in terms of Section 164 (2) of the Act.
 - f. As required under chapter X, clause (i) of sub-section (3) of Section 143 of the Companies Act, 2013, is not applicable to the company.
 - g. In our opinion and to the best of our information and according to the explanations given to us, the company being a private company, section 197 of the Act related to the managerial remuneration is not applicable.



h. With respect to the other matters to be included in the Auditor's Report in accordance with Rule 11 of the Companies (Audit and Auditors) Rules, 2014, in our opinion and to the best of our information and according to the explanations given to us:

- i) The Company does not have any pending litigations which would impact its financial position.
- ii) As informed to us, the company did not have any long-term contracts including derivative contracts for which there were any material foreseeable losses.
- iii) As informed to us, the company has no amount for transferring to the Investor Education and Protection Fund by the Company.
- iv) (a) The respective Managements of the Company and its subsidiaries which are companies incorporated in India, whose financial statements have been audited under the Act, have represented to us that, to the best of their knowledge and belief, no funds (which are material either individually or in the aggregate) have been advanced or loaned or invested (either from borrowed funds or share premium or any other sources or kind of funds) by the Company or any of such subsidiaries to or in any other person or entity, including foreign entity ("Intermediaries"), with the understanding, whether recorded in writing or otherwise, that the Intermediary shall, directly or indirectly lend or invest in other persons or entities identified in any manner whatsoever by or on behalf of the Company or any of such subsidiaries ("Ultimate Beneficiaries") or provide any guarantee, security or the like on behalf of the Ultimate Beneficiaries.
(b) The respective Managements of the Company and its subsidiaries which are companies incorporated in India, whose financial statements have been audited under the Act, have represented to us that, to the best of their knowledge and belief, no funds (which are material either individually or in the aggregate) have been received by the Company or any of such subsidiaries from any person or entity, including foreign entity ("Funding Parties"), with the understanding, whether recorded in writing or otherwise, that the Company or any of such subsidiaries shall, directly or indirectly, lend or invest in other persons or entities identified in any manner whatsoever by or on behalf of the Funding Party ("Ultimate Beneficiaries") or provide any guarantee, security or the like on behalf of the Ultimate Beneficiaries.
(c) Based on the audit procedures that have been considered reasonable and appropriate in the circumstances performed by us on the Company and its subsidiaries which are companies incorporated in India whose financial statements have been audited under the Act, nothing has come to our notice that has caused us to believe that the representations under sub-



clause (i) and (ii) of Rule 11(e), as provided under (a) and (b) above, contain any material misstatement.

2. As required by the Companies (Auditor's Report) Order, 2020 ("the Order"), issued by the Central Government of India in terms of sub-section (11) of section 143 of the Companies Act, 2013, we give in the Annexure-A a statement on the matters specified in paragraphs 3 and 4 of the Order, to the extent applicable.

Place: New Delhi
Date: 28-05-2022

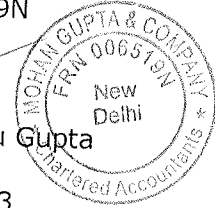
For Mohan Gupta & Company
Chartered Accountants
FRN:-006519N



CA Himanshu Gupta
Partner

M.No. 527863

UDIN:22527863AMTMNL4176



M/s. Red Solutions Private Limited

Annexure-A to the Independent Auditors' Report

The Annexure referred to in our Independent Auditors' Report to the members of the Company on the standalone financial statements for the year ended 31 March 2022. To the best of our information and according to the explanations provided to us by the Company and the books of account and recordsexamined by us in the normal course of audit, we state that:

- I) In respect of the Company's Property, Plant and Equipment and Intangible Assets.
- a) (A) The Company has maintained proper records showing full particulars, including quantitative details and situation ofProperty, Plant and Equipment and relevant details of right-of-use assets.
(B) The Company has maintained proper records showing full particulars of intangible assets.
 - b) According to the information and explanations given to us and on the basis of our examination of the records of the Company, the Company has a regular programme of physical verification of its Property, plant and equipment by which all Property, plant and equipment are verified in a phased manner over a period of three years. In accordance with this programme, certain Property, plant and equipment were verified during the year. In our opinion, this periodicity of physical verification is reasonable having regard to the size of the Company and the nature of its assets. No material discrepancies were noticed on such verification.
 - c) According to the information and explanations given to us and on the basis of our examination of the records of the company, the title deeds of immovable properties(other than properties where the company is the lessee and the lease agreements are duly executed in favour of the lessee)disclosed in the standalone financial statements are held in the name of the Company
 - d) The Company has not revalued any of its Property, Plant and Equipment (including right-of-use assets) and intangible.
 - e) No proceedings have been initiated during the year or are pending against the Company as at March 31, 2022 forholding any benami property under the Benami Transactions (Prohibition) Act, 1988 (as amended in 2016) and rules made thereunder.



II) (A) The Company does not have any inventory and hence reporting under clause 3(ii)(a) of the Order is not applicable.

(B) The Company has not been sanctioned working capital limits in excess of Rs.5 crore, in aggregate, at any points of time during the year, from banks or financial institutions on the basis of security of current assets and hence reporting under clause 3(ii)(b) of the Order is not applicable.

III) The Company has made investments in, companies, firms, Limited Liability Partnerships, and granted unsecured loans to other parties, during the year, in respect of which:

a) The Company has not granted any loans, secured or unsecured, to firms, limited liability partnerships or any other parties during the year. Hence, reporting under clause 3(iii)(a) of the Order is not applicable.

(A) Based on the audit procedures carried on by us and as per the information and explanations given to us, the Company has not granted any loans or advances and guarantees or security to subsidiaries, joint ventures and associates. Therefore, reporting under clause 3(iii)(a)(A) of the order is not applicable.

(B) Based on the audit procedures carried on by us and as per the information and explanations given to us, the Company has not granted any loans or advances and guarantees or security to other than subsidiaries, joint ventures and associates. Details given below:

b) In our opinion, the investments made, guarantees provided, security given and the terms and conditions of the grant of all loans and advances in the nature of loans and guarantees provided are not prejudicial to the company's interest

c) In respect of loans granted by the Company, the schedule of repayment of principal and payment of interest has been stipulated and the repayments of principal amounts and receipts of interest are generally been regular as per stipulation.

d) In respect of loans granted by the Company, there is no overdue amount for more than 90 days remaining outstanding as at the balance sheet date.



e) No loan granted by the Company which has fallen due during the year, has been renewed or extended or fresh loans granted to settle the overdues of existing loans given to the same parties.

f) The Company has not granted any loans or advances in the nature of loans either repayable on demand or without specifying any terms or period of repayment during the year. Hence, reporting under clause 3(iii)(f) is not applicable.

The Company has not provided any guarantee or security or granted any advances in the nature of loans, secured or unsecured, to companies, firms, Limited Liability Partnerships or any other parties.

IV) The Company has complied with the provisions of Sections 185 and 186 of the Companies Act, 2013 in respect of loans granted, investments made and guarantees and securities provided, as applicable.

V) The Company has not accepted any deposit or amounts which are deemed to be deposits. Hence, reporting under clause 3(v) of the Order is not applicable.

VI) The maintenance of cost records has not been specified by the Central Government under sub-section (1) of section 148 of the Companies Act, 2013 for the business activities carried out by the Company. Hence, reporting under clause 3(vi) of the Order is not applicable to the Company.

VII) In respect of statutory dues:

a) In our opinion, the Company has generally been regular in depositing undisputed statutory dues, including Goods and Services tax, Provident Fund, Employees' State Insurance, Income Tax, Sales Tax, Service Tax, duty of Custom, duty of Excise, Value Added Tax, Cess and other material statutory dues applicable to it with the appropriate authorities.

There were no undisputed amounts payable in respect of Goods and Service tax, Provident Fund, Employees' State Insurance, Income Tax, Sales Tax, Service Tax, duty of Custom, duty of Excise, Value Added Tax, Cess and other material statutory dues in arrears as at March 31, 2022 for a period of more than six months from the date they became payable. Except as under: NIL



- b) Details of statutory dues referred to in sub-clause (a) above which have not been deposited as on March 31, 2022 on account of disputes are given below:

Nature of Statue	Nature of Dues	Forum where Dispute is pending	Period to which amounts relate	Amount
-----NIL-----				

VIII) There were no transactions relating to previously unrecorded income that have been surrendered or disclosed as income during the year in the tax assessments under the Income Tax Act, 1961 (43 of 1961).

IX) In respect of the borrowings:

- The company has not defaulted in repayment of loans or other borrowings or in the payment of interest thereon to any lender.
- The Company has not been declared wilful defaulter by any bank or financial institution or government or any government authority.
- The Company has not taken any term loan during the year and there are no outstanding term loans at the beginning of the year and hence, reporting under clause 3(ix)(c) of the Order is not applicable.
- The Company has not raised funds on short term basis during the year and there are no outstanding balance at the beginning of the year and hence, reporting under clause 3(ix)(d) of the Order is not applicable.
- On an overall examination of the financial statements of the Company, the Company has not taken any funds from any entity or person on account of or to meet the obligations of its subsidiaries.
- The Company has not raised any loans during the year on the pledge of securities held in its subsidiaries, joint ventures or associate companies and hence reporting on clause 3(ix)(f) of the Order is not applicable.

X) In respect of the borrowings

- The Company has not raised moneys by way of initial public offer or further public offer (including debt instruments) during the year and hence reporting under clause 3(x)(a) of the Order is not applicable.



- b) During the year, the Company has not made any preferential allotment or private placement of shares or convertible debentures (fully or partly or optionally) and hence reporting under clause 3(x)(b) of the Order is not applicable.

XI)

- a) No fraud by the Company and no material fraud on the Company has been noticed or reported during the year.
- b) No report under sub-section (12) of section 143 of the Companies Act has been filed in Form ADT-4 as prescribed under rule 13 of Companies (Audit and Auditors) Rules, 2014 with the Central Government, during the year and upto the date of this report.
- c) We have taken into consideration the whistle blower complaints received by the company during the year (and upto the date of this report), while determining the nature, timing and extent of the audit procedure.

XII) The Company is not a Nidhi Company and hence reporting under clause 3(xii) of the Order is not applicable.

XIII) In our opinion, the Company is in compliance with Section 177 and 188 of the Companies Act, 2013 with respect to applicable transactions with the related parties and the details of related party transactions have been disclosed in the standalone financial statements as required by the applicable accounting standards.

XIV)

- a) In our opinion the Company has an adequate internal audit system commensurate with the size and the nature of its business.
- b) We have considered the internal audit reports for the year under audit, issued to the Company during the year and till date, in determining the nature, timing and extent of our audit procedures.

XV) In our opinion during the year the Company has not entered into any non-cash transactions with its Directors or persons connected with its directors. and hence provisions of section 192 of the Companies Act, 2013 are not applicable to the Company.

XVI)



- a) In our opinion, the Company is not required to be registered under section 45-IA of the Reserve Bank of India Act, 1934. Hence, reporting under clause 3(xvi)(a) of the Order is not applicable.
- b) In our opinion, the Company is not required to be registered under section 45-IA of the Reserve Bank of India Act, 1934. Hence, reporting under clause 3(xvi)(b) of the Order is not applicable.
- c) The Company is not a Core Investment Company (CIC) as defined in the regulations made by the Reserve Bank of India. Accordingly, clause 3(xvi)(c) of the Order is not applicable.
- d) In our opinion, there is no core investment company within the Group (as defined in the Core Investment Companies (Reserve Bank) Directions, 2016) and accordingly reporting under clause 3(xvi)(d) of the Order is not applicable.

XVII) The Company has incurred cash losses of Rs 6,070,919 during the financial year covered by our audit and Rs 2,801,068 in the immediately preceding financial year.

XVIII) There has been no resignation of the statutory auditors of the Company during the year.

XIX) On the basis of the financial ratios, ageing and expected dates of realization of financial assets and payment of financial liabilities, other information accompanying the financial statements and our knowledge of the Board of Directors and Management plans and based on our examination of the evidence supporting the assumptions, nothing has come to our attention, which causes us to believe that any material uncertainty exists as on the date of the audit report indicating that Company is not capable of meeting its liabilities existing at the date of balance sheet as and when they fall due within a period of one year from the balance sheet date. We, however, state that this is not an assurance as to the future viability of the Company. We further state that our reporting is based on the facts up to the date of the audit report and we neither give any guarantee nor any assurance that all liabilities falling due within a period of one year from the balance sheet date, will get discharged by the Company as and when they fall due.

XX)

- a) Since the section 135 of the Companies Act, 2013 does not apply to the company. Therefore, reporting under clause 3(XX)(a) is not applicable.



- b) Since the section 135 of the Companies Act, 2013 does not apply to the company.
Therefore, reporting under clause 3(XX)(b) is not applicable.

For Mohan Gupta & Company
Chartered Accountants
FRN:-006519N



CA Himanshu Gupta

Partner

M.No.527863

UDIN: 22527863AMTMNL4176



Place: New Delhi
Date: 28-05-2022

Red Solutions Private Limited

Notes to the financial statements for the year ended March 31, 2022

Reporting Entity

Red Solutions Private Limited ('the Company') is a company domiciled in India, with its registered office situated at F-33/3, Phase II, Okhla Industrial Area, New Delhi-110020. The Company was incorporated in India on August 9, 2012. The Company is involved in the business of sale and leasing of shops, showrooms, restaurants etc and providing consultancy services.

1. Basis of preparation

(i) Statement of compliance with Indian Accounting Standards:

(ii) **Statement of compliance with Indian Accounting Standards** These Ind AS financial statements ("the Financial Statements") have been prepared in accordance with the Indian Accounting Standards ('Ind AS') as notified by Ministry of Corporate Affairs ('MCA') under Section 133 of the Companies Act, 2013 ('Act') read with the Companies (Indian Accounting Standards) Rules, 2015, as amended and other relevant provisions of the Act. The Company has uniformly applied the accounting policies for all the periods presented in these financial statements.

(iii) The financial statements for the year ended March 31, 2022 were authorised and approved for issue by the Board of Directors on May 28, 2022.

(iv) The significant accounting policies adopted for preparation and presentation of these financial statement are included in Note 2. These policies have been applied consistently applied to all the financial year presented in the financial statements except where newly issues accounting standard is initially adopted or revision to the existing accounting standard requires a change in the accounting policy hitherto in use.

(v) The Balance Sheet, the Statement of Changes in Equity, the Statement of Profit and Loss and disclosures are presented in the format prescribed under Division II of Revised Schedule III of the companies Act, as amended from time to time that are required to comply with Ind AS. The Statement of Cash Flows has been presented as per the requirements of Ind AS 7 Statement of Cash Flow.

(vi) The financial statements have been prepared under the historical cost convention and accrual basis, except for certain financial assets and liabilities, defined benefit-plan liabilities and share-based payments being measured at fair value

(vii) Financial and non-financial classification

All assets and liabilities have been classified and presented as current or non-current as per the Division III of Schedule III to the Act.

(viii) Functional and presentation currency

These financial statements are presented in Indian Rupees (₹), which is also the Company's functional currency. All amounts have been rounded-off to the nearest lacs, unless otherwise indicated.

(ix) Basis of measurement

The financial statements have been prepared on the historical cost basis except for the following items:

Items

Certain financial assets and liabilities

Measurement basis

Fair value

Net defined benefit (asset)/ liability

Fair value of plan assets less present value of defined benefit obligations



(x) Use of estimates and judgements

The preparation of the Company's financial statements requires management to make judgements, estimates and assumptions that affect the reported amounts of revenues, expenses, assets and liabilities, and the related disclosures. Actual results may differ from these estimates.

Significant management judgements


Recognition of deferred tax assets – The extent to which deferred tax assets can be recognised is based on an assessment of the probability of the future taxable income against which the deferred tax assets can be utilised.

Business model assessment - The Company determines the business model at a level that reflects how groups of financial assets are managed together to achieve a business objective. This assessment includes judgement reflecting all relevant evidence including how the performance of the assets is evaluated and their performance measured, the risks that affect the performance of the assets and how these are managed and how the managers of the assets are compensated. The Company monitors financial assets measured at amortised cost that are derecognised prior to their maturity to understand the reason for their disposal and whether the reasons are consistent with the objective of the business for which the asset was held. Monitoring is part of the Company's continuous assessment of whether the business model for which the remaining financial assets are held continues to be appropriate and if it is not appropriate whether there has been a change in business model and accordingly prospective change to the classification of those assets are made.

Evaluation of indicators for impairment of assets – The evaluation of applicability of indicators of impairment of assets requires assessment of several external and internal factors which could result in deterioration of recoverable amount of the assets.

Classification of leases – Ind AS 116 requires lessees to determine the lease term as the non-cancellable period of a lease adjusted with any option to extend or terminate the lease, if the use of such option is reasonably certain. The Company makes an assessment on the expected lease term on a lease-by-lease basis and thereby assesses whether it is reasonably certain that any options to extend or terminate the contract will be exercised. In evaluating the lease term, the Company considers factors such as any significant leasehold improvements undertaken over the lease term, costs relating to the termination of the lease and the importance of the underlying asset to the Company's operations taking into account the location of the underlying asset and the availability of suitable alternatives. The lease term in future periods is reassessed to ensure that the lease term reflects the current economic circumstances. After considering current and future economic conditions, the Company has concluded that no changes are required to lease period relating to the existing lease contract.

Expected credit loss (ECL) – The measurement of expected credit loss allowance for financial assets measured at amortised cost requires use of complex models and significant assumptions about future economic conditions and credit behaviour (e.g. likelihood of customers defaulting and resulting losses). The Company makes significant judgements regarding the following while assessing expected credit loss:



Red Solutions Private Limited

Notes to the financial statements for the year ended March 31, 2022

- Determining criteria for significant increase in credit risk;
- Establishing the number and relative weightings of forward-looking scenarios for each type of product/market and the associated ECL; and
- Establishing groups of similar financial assets for the purposes of measuring ECL.

Provisions – At each balance sheet date, based on the management judgment, changes in facts and legal aspects, the Company assesses the requirement of provisions against the outstanding contingent liabilities. However, the actual future outcome may be different from this judgement.

Significant estimates

Useful lives of depreciable/amortisable assets – Management reviews its estimate of useful lives, residual values and method of depreciation of depreciable/amortisable assets at each reporting date, based on the expected utility of the assets. Uncertainties in these estimates relate to technical and economic obsolescence that may change the utility of assets.

Defined benefit obligation (DBO) – Management's estimate of the DBO is based on several underlying assumptions such as standard rates of inflation, mortality, discount rate and anticipation of future salary increases. Variation in these assumptions may significantly impact the DBO amount and the annual defined benefit expenses.

Fair value measurements – Management applies valuation techniques to determine the fair value of financial instruments (where active market quotes are not available). This involves developing estimates and assumptions consistent with how market participants would price the instrument.

2. Summary of significant accounting policies

(i) Cash and cash equivalents

Cash and cash equivalents consist of cash, bank balances in current and short term highly liquid investments that are readily convertible to cash with original maturities of three months or less at the time of purchase.

(ii) Provisions, contingent liabilities and contingent assets

Provisions are recognised only when there is a present obligation, as a result of past events, and when a reliable estimate of the amount of obligation can be made at the reporting date. These estimates are reviewed at each reporting date and adjusted to reflect the current best estimates. Provisions are discounted to their present values, where the time value of money is material.

Contingent liability is disclosed for:

- Possible obligations which will be confirmed only by future events not wholly within the control of the Company or
- Present obligations arising from past events where it is not probable that an outflow of resources will be required to settle the obligation or a reliable estimate of the amount of the obligation cannot be made.

Contingent assets are neither recognised nor disclosed except when realisation of income is virtually certain, related asset is disclosed.



Red Solutions Private Limited
Notes to the financial statements for the year ended March 31, 2022

(iii) Property, plant and equipment

Recognition and initial measurement

Property, plant and equipment are stated at their cost of acquisition. The cost comprises purchase price, borrowing cost if capitalisation criteria are met and directly attributable cost of bringing the asset to its working condition for the intended use. Any trade discount and rebates are deducted in arriving at the purchase price.

Subsequent costs are included in the asset's carrying amount or recognised as a separate asset, as appropriate, only when it is probable that future economic benefits associated with the item will flow to the Company and the cost of the item can be measured reliably. All other repair and maintenance costs are recognised in statement of profit and loss.

Subsequent measurement (depreciation method, useful lives and residual value)

Property, plant and equipment are subsequently measured at cost less accumulated depreciation and impairment losses. Depreciation on property, plant and equipment is provided on the straight-line method over the useful life of the assets as prescribed under Part 'C' of Schedule II of the Companies Act, 2013.

Asset class	Useful life
Building	60 years
Plant and machinery	15 years
Office equipment	5 years
Computer equipment	3 years
Furniture and fixtures	10 years
Vehicles	8-10 years

Depreciation is calculated on pro rata basis from the date on which the asset is ready for use or till the date the asset is sold or disposed.

The residual values, useful lives and method of depreciation are reviewed at the end of each financial year.

De-recognition

An item of property, plant and equipment and any significant part initially recognised is de-recognised upon disposal or when no future economic benefits are expected from its use or disposal. Any gain or loss arising on de-recognition of the asset (calculated as the difference between the net disposal proceeds and the carrying amount of the asset) is recognised in the statement of profit and loss, when the asset is de-recognised.

Capital work-in-progress

Capital work-in-progress are carried at cost, comprising direct cost and related incidental expenses to acquire property, plant and equipment. Assets which are not ready for intended use are also shown under capital work-in-progress.



[Handwritten signature]

Red Solutions Private Limited
Notes to the financial statements for the year ended March 31, 2022

(iv) Intangible assets

Recognition and initial measurement

Intangible assets are stated at their cost of acquisition. The cost comprises purchase price including license fees paid, import duties and other taxes (other than those subsequently recoverable from taxation authorities), borrowing cost if capitalisation criteria are met and directly attributable cost of bringing the asset to its working condition for the intended use.

Subsequent measurement (amortisation method, useful lives and residual value)

Intangible assets are amortised over a period of 3 years from the date when the assets are available for use. The estimated useful life (amortisation period) of the intangible assets is arrived basis the expected pattern of consumption of economic benefits and is reviewed at the end of each financial year and the amortisation period is revised to reflect the changed pattern, if any.

(v) Revenue recognition

Revenue is measured based on the transaction price, which is the consideration, adjusted for volume discounts, service level credits, performance bonuses, price concessions and incentives, if any, as specified in the contract with the customer.

Revenue from related parties is recognised based on transaction price which is at arm's length.

The Company does not disaggregate its revenue from contracts with customers.

Revenues recognised are net of GST wherever applicable.

Sale of goods

Revenue is recognised upon transfer of control of promised product to customer in an amount that reflect the consideration which the company expects to receive in exchange for those product at the fair value of the consideration received or receivable, which is generally the transaction price, net of any taxes/duties and discounts.

Consultancy services

Fee is booked on the completion of task/project as per the terms of agreement. However, where the percentage of completion is significant enough to ascertain the outcome reliably, revenue is recognised to the extent it can be accurately measured.

Other interest income

Interest income is recognised on time proportion basis considering the amount outstanding and the rate applicable.

Dividend

Revenue is recognised when the company's right to receive payment is established by the balance sheet date.



Handwritten signature and initials, possibly 'G' and '7', located at the bottom right of the page.

Red Solutions Private Limited
Notes to the financial statements for the year ended March 31, 2022

Other revenue

In respect of other heads of income, the Company follows the practice of recognising income on accrual basis.

(vi) Expenses

Expenses are recognised on accrual basis and provisions are made for all known losses and liabilities. Expenses incurred on behalf of other companies, in India, for sharing personnel, common services and facilities like premises, telephones, etc. are allocated to them at cost and reduced from respective expenses.

Similarly, expenses allocation received from other companies is included within respective expense classifications.

(vii) Borrowing costs

Borrowing costs that are directly attributable to the acquisition and/or construction of a qualifying asset, till the time such qualifying assets become ready for its intended use, are capitalised. Borrowing costs consists of interest and other cost that the Company incurred in connection with the borrowing of funds. A qualifying asset is one that necessarily takes a substantial period of time to get ready for its intended use. All other borrowing costs are charged to the Statement of Profit and Loss as incurred basis the effective interest rate method.

(viii) Taxation

Tax expense recognised in Statement of Profit and Loss comprises the sum of deferred tax and current tax except to the extent it recognised in other comprehensive income or directly in equity.

Current tax comprises the tax payable or receivable on taxable income or loss for the year and any adjustment to the tax payable or receivable in respect of previous years. Current tax is computed in accordance with relevant tax regulations. The amount of current tax payable or receivable is the best estimate of the tax amount expected to be paid or received after considering uncertainty related to income taxes, if any. Current tax relating to items recognised outside profit or loss is recognised outside profit or loss (either in other comprehensive income or in equity).

Current tax assets and liabilities are offset only if there is a legally enforceable right to set off the recognised amounts, and it is intended to realise the asset and settle the liability on a net basis or simultaneously.

Minimum alternate tax ('MAT') credit entitlement is recognised as an asset only when and to the extent there is convincing evidence that normal income tax will be paid during the specified period. In the year in which MAT credit becomes eligible to be recognised as an asset, the said asset is created by way of a credit to the Statement of Profit and Loss and shown as MAT credit entitlement. This is reviewed at each balance sheet date and the carrying amount of MAT credit entitlement is written down to the extent it is not reasonably certain that normal income tax will be paid during the specified period.

Deferred tax is recognised in respect of temporary differences between carrying amount of assets and liabilities for financial reporting purposes and corresponding amount used for taxation purposes. Deferred tax assets are recognised on unused tax loss, unused tax credits and deductible temporary differences to the extent it is probable that the future taxable profits will be available against which they can be used. This is assessed based on the Company's forecast of future operating results, adjusted for significant non-taxable income and expenses and specific limits on the use of any unused tax loss. Unrecognised deferred tax assets are re-assessed at each reporting date and are recognised to the extent that it has become probable that future taxable profits will allow the deferred tax asset to be recovered.



A handwritten signature, possibly of a director or authorized officer, written in black ink.

Red Solutions Private Limited
Notes to the financial statements for the year ended March 31, 2022

Deferred tax assets and liabilities are measured at the tax rates that are expected to apply in the year when the asset is realised or the liability is settled, based on tax rates (and tax laws) that have been enacted or substantively enacted at the reporting date. The measurement of deferred tax reflects the tax consequences that would follow from the manner in which the Company expects, at the reporting date to recover or settle the carrying amount of its assets and liabilities. Deferred tax assets and liabilities are offset only if there is a legally enforceable right to set off the recognised amounts, and it is intended to realise the asset and settle the liability on a net basis or simultaneously. Deferred tax relating to items recognised outside statement of profit and loss is recognised outside statement of profit or loss (either in other comprehensive income or in equity).

(ix) Employee benefits

Short-term employee benefits

Short-term employee benefits including salaries, short term compensated absences (such as a paid annual leave) where the absences are expected to occur within twelve months after the end of the period in which the employees render the related service, profit sharing and bonuses payable within twelve months after the end of the period in which the employees render the related services and non-monetary benefits for current employees are estimated and measured on an undiscounted basis.

Post-employment benefit plans are classified into defined benefits plans and defined contribution plans as under:

Defined contribution plans

The Company has a defined contribution plans namely provident fund, pension fund and employees state insurance scheme. The contribution made by the Company in respect of these plans are charged to the Statement of Profit and Loss.

Defined benefit plans

The Company has an obligation towards gratuity, a defined benefit retirement plan covering eligible employees. Under the defined benefit plans, the amount that an employee will receive on retirement is defined by reference to the employee's length of service and last drawn salary. The legal obligation for any benefits remains with the Company, even if plan assets for funding the defined benefit plan have been set aside. The liability recognised in the statement of financial position for defined benefit plans is the present value of the Defined Benefit Obligation (DBO) at the reporting date less the fair value of plan assets. Management estimates the DBO annually with the assistance of independent actuaries. Actuarial gains/losses resulting from re-measurements of the liability/asset are included in other comprehensive income.

Other long-term employee benefits

The Company also provides the benefit of compensated absences to its employees which are in the nature of long-term employee benefit plans. Liability in respect of compensated absences becoming due and expected to avail after one year from the Balance Sheet date is estimated in the basis of an actuarial valuation performed by an independent actuary using the projected unit credit method as on the reporting date. Actuarial gains and losses arising from experience and changes in actuarial assumptions are charged to Statement of Profit and Loss in the year in which such gains or losses are determined.

However, the Company does not encash compensated absences.



(x) Leases

Company as a lessee

The Company's lease asset classes primarily consist of leases for land and buildings. The Company assesses whether a contract contains a lease, at inception of a contract. A contract is, or contains, a lease if the contract conveys the right to control the use of an identified asset for a period of time in exchange for consideration. To assess whether a contract conveys the right to control the use of an identified asset, the Company assesses whether:

- (i) the contract involves the use of an identified asset
- (ii) the Company has substantially all the economic benefits from use of the asset through the period of the lease and
- (iii) the Company has the right to direct the use of the asset.

At the date of commencement of the lease, the Company recognises a right-of-use (ROU) asset and a corresponding lease liability for all lease arrangements in which it is a lessee, except for leases with a term of 12 months or less (short-term leases) and low value leases. For these short-term and low-value leases, the Company recognises the lease payments as an operating expense on a straight-line basis over the term of the lease.


Certain lease arrangements include the options to extend or terminate the lease before the end of the lease term. ROU assets and lease liabilities includes these options when it is reasonably certain that they will be exercised.

The ROU assets are initially recognised at cost, which comprises the initial amount of the lease liability adjusted for any lease payments made at or prior to the commencement date of the lease plus any initial direct costs less any lease incentives. They are subsequently measured at cost less accumulated depreciation and impairment losses.

ROU assets are depreciated from the commencement date on a straight-line basis over the shorter of the lease term and useful life of the underlying asset. ROU assets are evaluated for recoverability whenever events or changes in circumstances indicate that their carrying amounts may not be recoverable. For the purpose of impairment testing, the recoverable amount (i.e. the higher of the fair value less cost to sell and the value-in-use) is determined on an individual asset basis unless the asset does not generate cash flows that are largely independent of those from other assets. In such cases, the recoverable amount is determined for the Cash Generating Unit (CGU) to which the asset belongs.

The lease liability is initially measured at amortised cost at the present value of the future lease payments. The lease payments are discounted using the interest rate implicit in the lease or, if not readily determinable, using the incremental borrowing rates in the country of domicile of these leases. Lease liabilities are remeasured with a corresponding adjustment to the related ROU asset if the Company changes its assessment of whether it will exercise an extension or a termination option.

Lease liability and ROU assets have been separately presented in the Balance Sheet and lease payments have been classified as financing cash flows.



Red Solutions Private Limited
Notes to the financial statements for the year ended March 31, 2022

The Company as a lessor

Leases for which the Company is a lessor is classified as a finance or operating lease. Whenever the terms of the lease transfer substantially all the risks and rewards of ownership to the lessee, the contract is classified as a finance lease. All other leases are classified as operating leases.

When the Company is an intermediate lessor, it accounts for its interests in the head lease and the sublease separately. The sublease is classified as a finance or operating lease by reference to the ROU asset arising from the head lease.

For operating leases, rental income is recognised on a straight-line basis over the term of the relevant lease.

(xi) Earnings per share

Basic earnings per share is calculated by dividing the net profit or loss for the period attributable to equity shareholders (after deducting attributable taxes) by the weighted average number of equity shares outstanding during the period. The weighted average number of equity shares outstanding during the period is adjusted for events including a bonus issue.

For the purpose of calculating diluted earnings per share, the net profit or loss (interest and other finance cost associated) for the period attributable to equity shareholders and the weighted average number of shares outstanding during the period are adjusted for the effects of all dilutive potential equity shares.

(xii) Foreign currency

Transactions and balances

Foreign currency transactions are translated into the functional currency, by applying the exchange rates on the foreign currency amounts at the date of the transaction. Foreign currency monetary items outstanding at the balance sheet date are converted to functional currency using the closing rate. Non-monetary items denominated in a foreign currency which are carried at historical cost are reported using the exchange rate at the date of the transaction.

Exchange differences arising on monetary items on settlement, or restatement as at reporting date, at rates different from those at which they were initially recorded, are recognised in the Statement of Profit and Loss in the year in which they arise.

Transition to Ind AS

The Company has elected to exercise the option for accounting for exchange differences arising from translation of long-term foreign currency monetary items recognised in the financial statements for the period ending immediately before the beginning of the first Ind AS financial reporting period as per the previous GAAP.



(xiii) Impairment of assets

a) Impairment of non-financial assets

The company assesses, at each reporting date, whether there is an indication that an asset may be impaired. If any indication exists, or when annual impairment testing for an asset required, the company estimates the assets recoverable amount. An asset's recoverable is the higher of an asset's fair value less costs of disposal and its value in use. Recoverable amount is determined for an individual asset, unless the asset does not generate cash inflows that are largely independent of those from other assets.

If such assets are impaired, the impairment to be recognised in the statement of Profit and loss is measured by the amount by which the carrying amount value of the assets exceeds the estimated recoverable amount of the asset. An impairment loss is reversed in the statement of profit and loss if there has been a change in the estimates used to determine the recoverable amount. The carrying amount of the asset is increased to its revised recoverable amount, provided that this amount does not exceed the carrying amount that would have been determined (net of any accumulated amortisation or depreciation) has no impairment loss been recognised for the asset in prior years.

b) Impairment of financial assets

The company recognises loss allowances using the expected credit loss (ECL) model for the financial assets which are not fair valued through profit and loss. Loss allowance for trade receivables with no significant financing component is measured at an amount equal to lifetime ECL. The company applies a simplified approach in calculating Expected Credit Losses (ECLs) on trade receivables. Therefore, the company does not track changes in credit risk, but instead recognise a loss allowance based on lifetime ECLs at each reporting date. The company established a provision matrix that is based on its historical credit loss experience, adjusted for forward looking factors specific to the debtors and the economic environment.

For all other financial assets, expected credit loss are measured at an amount equal to the 12-month ECL, unless there has been a significant increase in credit risk from initial recognition in which case those are measured at lifetime ECL. The amount of expected credit losses (or reversal) that is required to adjust the loss allowance at the reporting date to the amount that is required to be recognised is recognised as an impairment gain or loss in the statement of profit and loss.

(xiv) Financial instruments

A Financial instrument is any contract that gives rise to a financial asset of one entity and a financial liability or equity instrument of another entity.

Initial recognition and measurement

Financial assets and financial liabilities are recognised when the Company becomes a party to the contractual provisions of the financial instrument and are measured initially at fair value adjusted for transaction costs. Subsequent measurement of financial assets and financial liabilities is described below.



A handwritten signature, possibly 'S. Co.', written in black ink.

Red Solutions Private Limited
Notes to the financial statements for the year ended March 31, 2022

Non-derivative financial assets

Subsequent measurement

i. Financial assets carried at amortised cost – a financial asset is measured at the amortised cost if both the following conditions are met:

- The asset is held within a business model whose objective is to hold assets for collecting contractual cash flows, and
- Contractual terms of the asset give rise on specified dates to cash flows that are solely payments of principal and interest (SPPI) on the principal amount outstanding.

After initial measurement, such financial assets are subsequently measured at amortised cost using the effective interest rate (EIR) method. Amortised cost is calculated by considering any discount or premium on acquisition and fees or costs that are an integral part of the EIR. The EIR amortisation is included in interest income in the Statement of Profit and Loss.

ii. Investments in equity instruments – Investments in equity instruments which are held for trading are classified as at fair value through profit or loss (FVTPL). For all other equity instruments, the Company makes an irrevocable choice upon initial recognition, on an instrument by instrument basis, to classify the same either as at fair value through other comprehensive income (FVOCI) or fair value through profit or loss (FVTPL). Amounts presented in other comprehensive income are not subsequently transferred to profit or loss. However, the Company transfers the cumulative gain or loss within equity. Dividends on such investments are recognised in profit or loss unless the dividend clearly represents a recovery of part of the cost of the investment.

De-recognition of financial assets


Financial assets (or where applicable, a part of financial asset or part of a group of similar financial assets) are de-recognised (i.e. removed from the Company's balance sheet) when the contractual rights to receive the cash flows from the financial asset have expired, or when the financial asset and substantially all the risks and rewards are transferred. Further, if the Company has not retained control, it shall also de-recognise the financial asset and recognise separately as assets or liabilities any rights and obligations created or retained in the transfer.

De-recognition of financial liabilities

A financial liability is de-recognised when the obligation under the liability is discharged or cancelled or expired. When an existing financial liability is replaced by another from the same lender on substantially different terms, or the terms of an existing liability are substantially modified, such an exchange or modification is treated as the de-recognition of the original liability and the recognition of a new liability. The difference in the respective carrying amounts is recognised in the Statement of Profit and Loss.

First loss default guarantee

First loss default guarantee contracts are contracts that require the Company to make specified payments to reimburse the bank and financial institution for a loss it incurs because a specified debtor fails to make payments when due, in accordance with the terms of an agreement. Such financial guarantees are given to banks and financial institutions, for whom the Company acts as 'Business Correspondent'.



Red Solutions Private Limited

Notes to the financial statements for the year ended March 31, 2022

These contracts are initially measured at fair value and subsequently measure at higher of:

- The amount of loss allowance (calculated as described in policy for impairment of financial assets)
- Maximum amount payable as on the reporting date to the respective bank/financial institution which is based on the amount of loans overdue for more than 75-90 days in respect to agreements with banks and financial institutions.

Further, the maximum liability is restricted to the cash outflow agreed in the agreement.

Offsetting of financial instruments

Financial assets and financial liabilities are offset and the net amount is reported in the balance sheet if there is a currently enforceable legal right to offset the recognised amounts and there is an intention to settle on a net basis, to realise the assets and settle the liabilities simultaneously.

(xv) Operating segments

An operating segment is a component of the Company that engages in business activities from which it may earn revenues and incur expenses (including revenues and expenses relating to transactions with other components of the Company), whose operating results are regularly reviewed by the Company's chief operating decision maker (CODM) to make decisions about resources to be allocated to the segment and assess its performance, and for which discrete financial information is available. Operating segments of the Company are reported in a manner consistent with the internal reporting provided to the CODM.

(xvi) Stock-in-trade

A financial instrument is classified as held for trading if it is acquired or incurred principally for selling or repurchasing in the near term, or forms part of a portfolio of financial instruments that are managed together and for which there is evidence of short-term profit taking, or it is a derivative not designated in a qualifying hedge relationship. Trading derivatives and trading securities are classified as held for trading and recognised at fair value.



A handwritten signature in black ink, consisting of a stylized 'S' followed by a comma.

Red Solutions Private Limited

Notes to the financial statements for the year ended March 31, 2022

2.1 Recent Pronouncements

Ministry of Corporate Affairs ("MCA") notifies new standard or amendments to the existing standards under Companies (Indian Accounting Standards) Rules as issued from time to time. On 23 March, 2022, MCA amended the Companies (Indian Accounting Standards) Amendment Rules, 2022, applicable from 01 April, 2022, as below:

Ind AS 16 – Property Plant and equipment – The amendment clarifies that excess of net sale proceeds of items produced over the cost of testing, if any, shall not be recognised in the profit or loss but deducted from the directly attributable costs considered as part of cost of an item of property, plant, and equipment. The effective date for adoption of this amendment is annual periods beginning on or after 01 April, 2022. The Company has evaluated the amendment and there is no impact on its financial statements.

Ind AS 37 – Provisions, Contingent Liabilities and Contingent Assets – The amendment specifies that the 'cost of fulfilling' a contract comprises the 'costs that relate directly to the contract'. Costs that relate directly to a contract can either be incremental costs of fulfilling that contract (examples would be direct labour, materials) or an allocation of other costs that relate directly to fulfilling contracts (an example would be the allocation of the depreciation charge for an item of property, plant and equipment used in fulfilling the contract). The effective date for adoption of this amendment is annual periods beginning on or after 01 April, 2022, although early adoption is permitted. The Company has evaluated the amendment there is no impact on its financial statements



Red Solutions Private Limited**Balance Sheet as at 31 March , 2022***(All amounts are in Rupees in lac unless otherwise stated)*

	Note	As at March 31, 2022	As at March 31, 2021
Assets			
Non-current assets			
Property, plant and equipment	3	0.28	0.28
Capital work-in-progress	4	1,746.90	1,746.90
Investment property	5	978.50	994.98
Deferred tax assets (net)	6	85.06	74.23
		2,810.75	2,816.39
Current assets			
Financial assets			
Cash and cash equivalents	7	0.51	0.63
Other current assets	8	0.00	11.40
		0.51	12.03
Total Assets		2,811.26	2,828.42
Equity and liabilities			
Equity			
Share capital	9	5.00	5.00
Other equity	10	403.01	494.55
Total equity		408.01	499.55
Non-current liabilities			
Financial Liabilities			
Other financial liabilities	11	265.21	240.01
		265.21	240.01
Current liabilities			
Financial liabilities			
Borrowings	12	824.15	781.15
Other financial liabilities	13	1,307.35	1,305.73
Other current liabilities	14	6.54	1.98
Total current liabilities		2,138.04	2,088.86
Total liabilities		2,403.25	2,328.87
Total Equity and liabilities		2,811.26	2,828.42

Summary of significant accounting policies 1 & 2

The accompanying notes form an integral part of these financial statements.

Per our report of even date.

For Mohan Gupta & Co.
Chartered Accountants
Firm Registration No. 006519N

Himanshu Gupta
Partner
Membership No.: 527863
UDIN - 22527863AMTMNL4176

For and on behalf of the Board of Directors of
Red Solutions Private Limited

Ashok Kumar Gupta
Director
DIN:-02590928

Sonu Bisht
Director
DIN: 02667134

Place: New Delhi
Date: 28 May 2022

Red Solutions Private Limited
Statement of Profit and Loss for the year ended March 31, 2022
(All amounts are in Rupees in lac unless otherwise stated)


	Note	Year ended March 31, 2022	Year ended March 31, 2021
Revenue			
Other income	15	6.73	-
Total revenue		6.73	-
Expenses			
Employee benefit expenses	16	1.86	1.40
Finance costs	17	90.67	49.26
Depreciation and amortisation expenses	18	16.48	16.50
Other expenses	19	0.10	0.08
Total expenses		109.11	67.23
Profit/(Loss) before tax and exceptional items		-102.38	-67.23
Exceptional items		-	-
Profit/(Loss) before tax		-102.38	-67.23
Tax expense			
- Current tax	27	-	-
- Deferred tax	27	-10.84	-10.22
		-10.84	-10.22
Profit after tax		-91.54	-57.01
Other comprehensive income			
Other comprehensive income		-	-
Total comprehensive income		-91.54	-57.01
Earnings per equity share (in Rs.):			
Nominal value of Rs. 10 each (Previous year Rs. 10 each)			
-Basic & Diluted earning per share	20	-183.08	-114.02
Summary of significant accounting policies	2		


The accompanying notes form an integral part of these financial statements.
Per our report of even date.

For **Mohan Gupta & Co.**
Chartered Accountants
Firm Registration No. 006519N


Himanshu Gupta
Partner
Membership No. 527863
UDIN - 22527863AMTMNL4176
Place: New Delhi
Date: 28 May 2022

For and on Behalf of the Board of Director of
Red Solutions Private Limited


Ashok Kumar Gupta
Director
DIN:-02590928


Sonu Bisht
Director
DIN: 02667134

Red Solutions Private Limited
Statement of Changes in Equity for the year ended March 31, 2022
(All amounts are in Rupees in lac unless otherwise stated)

A. Equity Share capital

Balance as at April 1, 2020	5.00
Changes In Equity Share Capital due to prior period errors	-
Restated balance at the beginning of previous reporting period	5.00
Change in equity share capital during 2020-21	-
Balance as at March 31, 2021	5.00
Changes In Equity Share Capital due to prior period errors	-
Restated balance at the beginning of current reporting period	5.00
Change in equity share capital during 2021-22	-
Balance as at March 31, 2022	5.00

B. Other Equity

Particulars	Attributable to owners of the company			Total
	Deemed equity contribution	Reserves & Surplus		
		Capital reserve	Retained earnings	
Balance as at April 1, 2020	1,042.63	126.45	-617.52	551.56
Changes in prior period errors				-
Restated balance at the beginning of previous reporting period	1,042.63		-617.52	551.56
Profit for the year	-	-	-57.01	-57.01
Other comprehensive income	-	-	-	-
Balance as at April 1, 2021	1,042.63	-	-674.53	494.55
Changes in prior period errors	-		-	-
Restated balance at the beginning of previous reporting period	1,042.63		-674.53	494.55
Profit for the year	-	-	-91.54	-91.54
Other comprehensive income	-	-	-	-
Balance as at March 31, 2022	1,042.63	-	-766.07	403.01

For Mohan Gupta & Co.
Chartered Accountants

Firm Registration No. 006519N

Himanshu Gupta

Partner

Membership No.: 527863

UDIN - 22527863AMTMNL4176

Place: New Delhi

Date: 28 May 2022

For and on Behalf of the Board of Director of
Red Solutions Private Limited

Ashok Kumar Gupta

Director

DIN : 02590928

Sonu Bisht

Director

DIN : 02667134

Red Solutions Private Limited

Statement of Cash Flows for the year ended March 31, 2022

(All amounts are in Rupees in lac unless otherwise stated)

	For the year ended March 31, 2022	For the year ended March 31, 2021
A Cash flow from operating activities		
Profit before tax	-102.38	-67.23
Adjustments for:		
Depreciation and amortisation expense	16.48	16.50
Liabilities written back	-6.73	-
Balances written off	-	-
Finance costs	90.67	49.26
Operating profit before working capital changes	-1.96	-1.48
Movement in working capital		
Decrease/(increase) in other current assets	11.40	0.20
Increase/(decrease) in other financial liability	8.36	28.07
Increase/(decrease) in other current liability	4.55	1.98
Cash generated from/ (used in) operations	22.35	28.78
Less: Income Tax Paid (net of refunds)	0.00	-
Net cash inflow from/ (used in) operating activities (A)	22.35	28.78
B Cash flows from investing activities		
Payments for property, plant and equipment and intangible assets	-	-
Net cash inflow from/ (used in) investing activities (B)	-	-
C Cash flows from financing activities		
Finance cost	-90.67	-49.26
Proceeds from borrowings (net)	43.00	20.15
Proceeds from issue of non-convertible preference shares	25.20	-
Net cash inflow from/ (used in) financing activities (C)	-22.47	-29.11
Net increase (decrease) in cash and cash equivalents (A+B+C)	-0.12	-0.33
Cash and cash equivalents at the beginning of the year	0.63	0.96
Cash and cash equivalents at the end of the year	0.51	0.63
Notes to statement of cash flows		

(i) Components of cash and bank balances (refer note 7)

Cash and cash equivalents		
- Cash on hand	0.01	0.01
- Balances with banks in current account	0.50	0.62
Cash and bank balances at end of the year	0.51	0.63

There are no reconciliation items between the opening and closing balances in the balance sheet for liabilities arising

(ii) from financing activities:

(iii) The above Cash Flow Statement has been prepared in accordance with the "Indirect Method" as set out in the Ind AS - 7 on "Cash Flow Statements" specified under Section 133 of the Companies Act, 2013, as applicable.

(iv) The above statement of cash flows should be read in conjunction with the accompanying notes 1 to 28.

Per our report of even date.

For Mohan Gupta & Co.

Chartered Accountants

Firm Registration No. 006519N

New Delhi

Himanshu Gupta

Partner

Membership No. 527863

UDIN - 22527863AM-TMNL4176

For and on Behalf of the Board of Director of

Red Solutions Private Limited

Ashok Kumar Gupta

Director

DIN:-02590928

Sonu Bisht

Director

DIN: 02667134

Place: New Delhi

Date: 28 May 2022

Red Solutions Private Limited

Notes to Financial Statements for the year ended March 31, 2022

(All amounts are in Rupees in lac unless otherwise stated)

3 Tangible assets

Description	Gross block (at cost)			
	As at April 1, 2021	Additions during the year	Disposal/ Adjustment	As at March 31, 2022
Furniture and fixtures	0.09	-	-	0.09
Computers and peripherals	0.22	-	-	0.22
Office equipments	0.06	-	-	0.06
Total	0.37	-	-	0.37


Accumulated depreciation				Net block
As at April 1, 2021	For the year	Disposal/ Adjustment	As at March 31, 2022	
0.09	-	-	0.09	0.01
-	-	-	-	0.22
0.00	-	-	0.00	0.06
0.09	-	-	0.09	0.28

Description	Gross block (at cost)			
	Deemed cost as at April 1, 2020	Additions during the year	Disposal/ Adjustment	As at March 31, 2021
Furniture and fixtures	0.09	-	-	0.09
Computers and peripherals	0.22	-	-	0.22
Office equipments	0.06	-	-	0.06
Total	0.37	-	-	0.37

Accumulated depreciation				Net block
As at April 1, 2020	For the year	Disposal/ Adjustment	As at March 31, 2021	
0.06	0.03	-	0.09	0.01
-	-	-	-	0.22
0.00	-	-	0.00	0.06
0.06	0.03	-	0.09	0.28

Footnotes:

- The Company has not carried out any revaluation of property, plant and equipment for the year ended March 31, 2022 and March 31, 2021.
- There are no impairment losses recognised during the year.
- There are no exchange differences adjusted in Property, Plant & Equipment.



Red Solutions Private Limited
Notes to Financial Statements for the year ended March 31, 2022
(All amounts are in Rupees in lac unless otherwise stated)

4 Capital work-in-progress

Capital work-in-progress at beginning of the year
Addition during the year
Deletion during the year
Capital work-in-progress at end of the year

As at March 31, 2022	As at March 31, 2021
1,746.90	1,746.90
-	-
-	-
1,746.90	1,746.90

Capital-Work-in Progress (CWIP)

CWIP Aging Schedule as on 31 March 2022


CWIP	Amount in CWIP for a period of			
	Less than 1 year	1-2 years	2-3 years	More than 3 years
Projects in progress	-	-	-	1,746.90
Total	-	-	-	1,746.90

CWIP Aging Schedule as on 31 March 2021

CWIP	Amount in CWIP for a period of			
	Less than 1 year	1-2 years	2-3 years	More than 3 years
Projects in progress	-	-	1,746.90	-
Total	-	-	1,746.90	-

Footnotes:

- There are no internally generated Capital Work in Progress.
- There are no other restriction on title of Capital Work in Progress.
- There are no exchange differences adjusted in Capital Work in Progress.



(Handwritten signatures)

Red Solutions Private Limited
Notes to Financial Statements for the year ended March 31, 2022
(All amounts are in Rupees in lac unless otherwise stated)

5 Investment property

A. Reconciliation of carrying amount

Cost or deemed cost

Opening balance	994.98	1,011.44
Depreciation during the year	-16.48	-16.47
Total carrying amount	978.50	994.98

As at March 31, 2022	As at March 31, 2021
994.98	1,011.44
-16.48	-16.47
978.50	994.98

B. Measurement of fair value

Investment property

As at March 31, 2022	As at March 31, 2021
1,040.00	1,040.00
1,040.00	1,040.00

C. Estimation of fair values

The Company obtains independent valuations for each of its investment property by external, independent property valuers, having appropriate recognised professional qualifications and recent experience in the location and category of the property being valued.

Fair market value is the amount expressed in terms of money that may be reasonably be expected to be exchanged between a willing buyer and a willing seller, with equity or both. The valuation by the valuer assumes that Company shall continue to operate and run the assets to have economic utility.

Valuation technique:

Under the market comparable method (or market comparable approach), a property's fair value is estimated based on comparable transactions. The market comparable approach is based upon the principle of substitution under which a potential buyer will not pay more for the property than it will cost to buy a comparable substitute property. In theory, the best comparable sale would be an exact duplicate of the subject property and would indicate, by the known selling price of the duplicate, the price for which the subject property could be sold. The unit of comparison applied by the Company is the price per square metre (sqm).

Fair value hierarchy:

The fair value measurement for the investment property has been categorised as a Level 2 fair value based on the inputs to the valuation technique used.

The valuation techniques and the inputs used in the fair value measurement categorised within Level 2 of the fair value hierarchy is as

Valuation technique

Market method

Observable inputs

Guideline rate (Per sq. m.)

Similar piece of land rate (Per sq.m.)

Investment property consists of a commercial building in Ghaziabad. During financial year 2019-20, the company has revalued the investment property at fair value for disclosure purpose and is based on the valuation by a registered valuer as defined under Rule 2 of Companies (Registered Valuers and Valuation) Rules, 2017. For FY 2021-22 same valuation has been taken for fair value purpose since there is no significant change in valuation



Red Solutions Private Limited
Notes to Financial Statements for the year ended March 31, 2022
(All amounts are in Rupees in lac unless otherwise stated)

6 Deferred tax assets (net)

Deferred tax assets (refer note 27)

As at March 31, 2022	As at March 31, 2021
85.06	74.23
85.06	74.23

7 Cash and cash equivalents

Cash on hand
Balances with banks
-on current accounts

As at March 31, 2022	As at March 31, 2021
0.01	0.01
0.50	0.62
0.51	0.63

8 Other current assets

Balance with government authorities

As at March 31, 2022	As at March 31, 2021
0.00	11.40
0.00	11.40



[Handwritten signature]

9 Share capital

	As at March 31, 2022	As at March 31, 2021
Equity shares		
Authorised		
1,00,000 (March 31, 2021: 1,00,000) equity shares of Rs. 10 each	10.00	10.00
Preference Shares		
Authorised		
10,00,000 (March 31, 2021) equity shares of Rs. 100 each	1,000.00	1,000.00
	1,010.00	1,010.00
Issued, subscribed and paid-up		
Equity Shares		
50,000 (March 31, 2021: 50,000) equity shares of Rs. 10 each fully paid up	5.00	5.00
Preference Shares		
1,68,600 (March 31, 2021: 1,68,600) 5% non-cumulative preference shares of Rs. 100 each fully paid up	168.60	168.60
7,92,400 (March 31, 2021: 7,92,400) 9% non-cumulative preference shares of Rs. 100 each fully paid up	792.40	792.40
29,000 (March 31, 2021: 29,000) 9% non-cumulative preference shares of Rs. 100 each fully paid up	29.00	29.00
2,16,400 (March 31, 2021) 6% non-cumulative preference shares of Rs. 100 each fully paid up	216.40	216.40
	1,211.40	1,211.40

a). Terms and rights attached to equity shares

Voting

Each holder of equity shares is entitled to one vote per share held.

Dividends

The Company declares and pays dividends in Indian rupees. The dividend proposed by the Board of Directors is subject to approval of the shareholders in ensuing Annual General Meeting except in the case where interim dividend is distributed.

During the year ended March 31, 2022, the company has recorded per share dividend of Rs. Nil (previous year Nil) to its e

Liquidation

In the event of liquidation of the Company, the holders of equity shares shall be entitled to receive all of the remaining assets of the Company, after distribution of all preferential amounts, if any.

Such distribution amounts will be in proportion to the number of equity shares held by the shareholders.

b). Reconciliation of number of shares outstanding at the beginning and end of the year :


	Year ended March 31, 2022		Year ended March 31, 2021	
	No. of shares	Amount	No. of shares	Amount
At the beginning of year	50,000	5.00	50,000	5.00
Add: Share issued during the year	-	-	-	-
Outstanding at the end of the year	50,000	5.00	50,000	5.00

c). Details of shareholders holding more than 5% of the company

	As at March 31, 2022		As at March 31, 2021	
	No. of shares	% Holding	No. of shares	% Holding
Avonmore Capital & Management Services Limite	50,000	100%	50,000	100%

d). There were no shares issued for consideration other than cash during the period of five years immediately preceding the reporting date.

e). No class of shares have been bought back by the Company during the period of five years immediately preceding the reporting date.



f). Details of Shareholding of Promoters

Shares held by promoters on 31 March 2022

S. N	Promoter name	No. of Shares	total shares	% Change during the year
1	Avonmore Capital & Management Services Limited	50,000	100%	-
	Total	50,000	100%	-

Promoter here means promoter as defined in the Companies Act, 2013.

Shares held by promoters on 31 March 2021

S. N	Promoter name	No. of Shares	total shares	% Change during the year
1	Avonmore Capital & Management Services Limited	50,000	100%	-
	Total	50,000	100%	-

10 Other Equity

As at March 31, 2022	As at March 31, 2021
-------------------------	-------------------------

a). NCPS Equity

Balance at beginning of the year	1,042.63	1,042.63
Additions during the year	-	-
Adjustments during the year	-	-
Balance at end of the year (A)	1,042.63	1,042.63

b). Capital reserve

Balance at beginning of the year	126.45	126.45
Additions during the year	-	-
Balance at end of the year (B)	126.45	126.45

c). Retained earnings

Balance at beginning of the year	-674.53	-617.52
Profit/(loss) for the year	-91.54	-57.01
Adjustments and allocations	-	-
Balance at end of the year (D)	-766.07	-674.53

Total Other equity

403.01	494.55
---------------	---------------

Nature and purpose of other reserves:

(i) Capital reserve

The Capital reserve was generated on account of forfeiture of shares.

(ii) Retained earnings

Retained earnings are the accumulated profits earned by the Company till date, less transfer to general reserves, dividend (including dividend distribution tax) and other distributions made to the shareholders.



Red Solutions Private Limited
Notes to Financial Statements for the year ended March 31, 2022
(All amounts are in Rupees in lac unless otherwise stated)

11 Other non-current financial liabilities

	As at March 31, 2022	As at March 31, 2021
NCPS- Liability (Refer note 29)	265.21	240.01
	265.21	240.01

12 Current borrowings

	As at March 31, 2022	As at March 31, 2021
Unsecured		
From related parties	479.65	424.15
From others	344.50	357.00
	824.15	781.15

Footnotes:

(i) Unsecured loans from related parties represents loan from Avenmore Capital and Management Services Limited, which carries an interest rate of 9% per annum, and is repayable on demand. Unsecured loans from others, which carries an interest rate of NIL per annum, and is repayable on demand.

(ii) The Company's exposure to liquidity risks and interest rate risks are disclosed in Note 24.

13 Other current financial liabilities

	As at March 31, 2022	As at March 31, 2021
Interest payable to loans from		
-related party	36.84	22.39
-others	108.84	116.68
Expenses payable	1.67	6.66
Other payables	1,160.00	1,160.00
	1,307.35	1,305.73

14 Other current liabilities

	As at March 31, 2022	As at March 31, 2021
Statutory dues payable	6.54	1.98
	6.54	1.98



(Handwritten signatures)

Red Solutions Private Limited
Notes to Financial Statements for the year ended March 31, 2022
(All amounts are in Rupees in lac unless otherwise stated)

15 Other income

Provisions written back

Year ended March 31, 2022	Year ended March 31, 2021
6.73	-
6.73	-

16 Employee benefit expense

Salaries, wages and bonus

Year ended March 31, 2022	Year ended March 31, 2021
1.86	1.40
1.86	1.40

17 Finance cost

Interest unwinding on NCPS
Interest on late payment of statutory dues

Year ended March 31, 2022	Year ended March 31, 2021
90.58	49.26
0.09	-
90.67	49.26

18 Depreciation expense

Depreciation on property, plant and equipment
Depreciation on investment property

Year ended March 31, 2022	Year ended March 31, 2021
-	0.03
16.48	16.47
16.48	16.50



(Handwritten signature)

Red Solutions Private Limited**Notes to Financial Statements for the year ended March 31, 2022***(All amounts are in Rupees in lac unless otherwise stated)***19 Other expenses**

	Year ended March 31, 2022	Year ended March 31, 2021
Rates and taxes	0.06	0.04
Auditor's remuneration (refer footnote)	0.05	0.04
Bank Charges	0.00	0.00
	0.10	0.08

Footnote:

(i) Payment of remuneration to auditors (excluding GST)

	Year ended March 31, 2022	Year ended March 31, 2021
Statutory audit	0.05	0.04
	0.05	0.04

20 Earnings per share

	Year ended March 31, 2022	Year ended March 31, 2021
Basic and diluted earnings per share (refer footnote)	-183.08	-114.02
Nominal value per share (in Rs.)	10.00	10.00

Footnotes:**(a) Profit attributable to equity shareholders**

Profit for the year	-91.54	-57.01
Profit attributable to equity holders of the company for Basic and Diluted EPS	-91.54	-57.01

(b) Weighted average number of shares used as the denominator

Opening balance of issued equity shares	50,000	50,000
Effect of shares issued during the year, if any	-	-
Weighted average number of equity shares for Basic and Diluted EPS	50,000	50,000

(c) At present, the Company does not have any dilutive potential equity share.



21 Contingent liabilities and commitments

There are no contingent liabilities and commitments as at March 31, 2022 (March 31, 2021 Rs. Nil)

22 Disclosures relating to suppliers registered under Micro, Small and Medium Enterprise Development Act, 2006:

The principal amount and the interest due thereon remaining unpaid to any MSME supplier as at the end of each accounting year included in:

Principal amount due to micro and small enterprises
Interest due on above

	As at March 31, 2022	As at March 31, 2021
	-	-
	-	-
	-	-


The amount of interest paid by the buyer in terms of section 16 of the MSMED ACT 2006 along with the amounts of the payment made to the supplier beyond the appointed day during each accounting year

The amounts of the payments made to micro and small suppliers beyond the appointed day during each accounting period.

The amount of interest due and payable for the year of delay in making payment (which have been paid but beyond the appointment day during the year) but without adding the Interest specified under the MSMED Act, 2006.

The amount of interest accrued and remaining unpaid at the end of each accounting year.

The amount of further interest remaining due and payable even in the succeeding years, until such date when the interest dues as above are actually paid to the small enterprise for the purpose of disallowance as a deductible under section 23 of the MSMED Act 2006.



23 Related party disclosures

In accordance with the requirements of Ind AS 24 on Related Party Disclosures, the names of the related parties

(a) Names of related parties and description of relationship:**Holding company**

Avonmore Capital and Management Services Limited

Key Management Personnel

Mr. Ashok Kumar Gupta

Mr. Sonu Bisht

Entities are the members of the same group

Almondz Finanz Limited

(b) Details of related party transactions are as below:

Sr. No.	Particulars	Amount 31 March 2022	Amount 31 March 2021
1)	Transaction during the Year		
(A)	<u>Income / Expenses</u>		
	Interest Expense to Holding Company		-
	Avonmore Capital & Management Services Limited	40.94	24.81
	Almondz Finanz Limited	24.44	2.24
(B)	<u>Assets / Liabilities</u>		
a	Share Capital received from Holding Company		
	Avonmore Developers Pvt Ltd.		
	Avonmore Capital & Management Services Limited		
a	Short term loan received from Holding company		
	Avonmore Capital & Management Services Limited	59.50	424.15
	Almondz Finanz Limited	241.00	78.50
b	Payment of Interest Liability		
	Avonmore Capital & Management Services Limited	-	1.82
c	Advance Taken		
	Avonmore Capital & Management Services Limited	0.03	0.02
2)	Closing balance at at March 31, 2021		
a	Share Capital		
	Avonmore Capital & Management Services Limited	5.00	5.00
b	Interest Payable		
	Avonmore Capital & Management Services Limited	58.83	24.47
	Almondz Finanz Limited	36.84	22.39
		21.99	2.08
c	Other Payable		
	Avonmore Capital & Management Services Limited	.03	6.61
		.03	6.61
d	Loan Taken		
	Avonmore Capital & Management Services Limited	799.15	502.65
	Almondz Finanz Limited	479.65	424.15
		319.50	78.50



[Handwritten signature]

[Handwritten signature]

24 Fair value measurement and financial instruments

(a) Financial instruments – by category and fair values hierarchy

The following table shows the carrying amounts and fair value of financial assets and financial liabilities, including their

i). As at March 31, 2022

Particulars	Carrying value				Fair value measurement using		
	FVTPL	FVOCI	Amortised cost	Total	Level 1	Level 2	Level 3
Financial assets							
Current							
Cash and cash equivalents	-	-	0.51	0.51	-	-	-
Total	-	-	0.51	0.51			
Financial liabilities							
Non-current							
Other financial liabilities	-	-	265.21	265.21	-	265.21	-
Current							
Borrowings	-	-	824.15	824.15	-	-	-
Other financial liabilities	-	-	1,307.35	1,307.35	-	-	-
Total	-	-	2,396.71	2,396.71			

ii). As at March 31, 2021

Particulars	Carrying value				Fair value measurement using		
	FVTPL	FVOCI	Amortised cost	Total	Level 1	Level 2	Level 3
Financial assets							
Current							
Cash and cash equivalents	-	-	0.63	0.63	-	-	-
Total	-	-	0.63	0.63			
Financial liabilities							
Non-current							
Other financial liabilities	-	-	240.01	240.01	-	240.01	-
Current							
Borrowings	-	-	781.15	781.15	-	-	-
Other financial liabilities	-	-	1,305.73	1,305.73	-	-	-
Total	-	-	2,326.89	2,326.89			



[Handwritten signature]

Level 1: It includes financial instruments measured using quoted prices.

Level 2: The fair value of financial instruments that are not traded in an active market is determined using valuation techniques which maximise the use of observable market data and rely as little as possible on entity specific estimates. If all significant inputs required to fair value an instrument are observable, the instrument is included in level 2.

Level 3: If one or more of the significant inputs is not based on observable market data, the instrument is included in level 3. The fair value of financial assets and liabilities included in Level 3 is determined in accordance with generally accepted pricing models based on discounted cash flow analysis using prices from observable current market transactions and dealer quotes of similar instruments.

The carrying amounts of trade receivables, trade payables, cash and cash equivalents and other financial assets and liabilities, approximates the fair values, due to their short-term nature. Fair value of non-current financial assets which includes bank deposits (due for maturity after twelve months from the reporting date) and security deposits is similar to the carrying value as there is no significant differences between carrying value and fair value.

The fair value for security deposits were calculated based on discounted cash flows using a current lending rate. They are classified as level 3 fair values in the fair value hierarchy due to the inclusion of unobservable inputs including counterparty credit risk.

Valuation processes

The Management performs the valuations of financial assets and liabilities required for financial reporting purposes on a periodic basis, including level 3 fair values.

b). Financial risk management

The Company has exposure to the following risks arising from financial instruments:

- Credit risk
- Liquidity risk
- Interest rate risk

Risk management framework

The Company's Board of Directors has overall responsibility for the establishment and oversight of the Company's risk management framework. The Board of Directors have authorised senior management to establish the processes and ensure control over risks through the mechanism of properly defined framework in line with the businesses of the company.

The Company's risk management policies are established to identify and analyse the risks faced by the Company, to set appropriate risks limits and controls, to monitor risks and adherence to limits. Risk management policies are reviewed regularly to reflect changes in market conditions and the Company's activities.

The Company has policies covering specific areas, such as interest rate risk, foreign currency risk, other price risk, credit risk, liquidity risk, and the use of derivative and non-derivative financial instruments. Compliance with policies and exposure limits is reviewed on a continuous basis.



Red Solutions Private Limited
Notes to Financial Statements for the year ended March 31, 2022
(All amounts are in Rupees in lac unless otherwise stated)

(b) Financial risk management (continued)

(i) Credit risk

The maximum exposure to credit risks is represented by the total carrying amount of these financial assets in the balance sheet

Particulars	As at March 31, 2022	As at March 31, 2021
Trade receivables	-	-
Cash and cash equivalents	0.51	0.63
Loans	-	-
Other financial assets	-	-

Credit risk is the risk of financial loss to the Company if a customer or counterparty to a financial instrument fails to meet its contractual obligations, and arises principally from the Company's receivables from customers.

The Company's credit risk is primarily to the amount of loans and investments. The Company maintains a defined credit policy and monitors the exposures to these credit risks on an ongoing basis. Credit risk on cash and cash equivalents is limited as the Company generally invests in deposits with scheduled commercial banks with high credit ratings assigned by domestic credit rating agencies.



[Handwritten signature]

Red Solutions Private Limited
Notes to Financial Statements for the year ended March 31, 2022
(All amounts are in Rupees in lac unless otherwise stated)

(b) Financial risk management (continued)

(ii) Liquidity risk

Liquidity risk is the risk that the Company will encounter difficulty in meeting the obligations associated with its financial liabilities that are settled by delivering cash or another financial asset. The Company's approach to managing liquidity is to ensure, as far as possible, that it will have sufficient liquidity to meet its liabilities when they are fallen due, under both normal and stressed conditions, without incurring unacceptable losses or risking damage to the Company's reputation.

The Company believes that its liquidity position, including total cash (xcluding interest accrued but not due) of Rs. 0.51 as at March 31, 2022 (March 31, 2021: Rs. 0.62 lac) and the anticipated future internally generated funds from operations will enable it to meet its future known obligations in the ordinary course of business.

Prudent liquidity risk management implies maintaining sufficient cash and marketable securities and the availability of funding through an adequate amount of credit facilities to meet obligations when due. The Company's policy is to regularly monitor its liquidity requirements to ensure that it maintains sufficient reserves of cash and funding from group companies to meet its liquidity requirements in the short and long term.

The Company's liquidity management process as monitored by management, includes the following:

- Day to day funding, managed by monitoring future cash flows to ensure that requirements can be met.
- Maintaining rolling forecasts of the Company's liquidity position on the basis of expected cash flows.

Exposure to liquidity risk

The following are the remaining contractual maturities of financial liabilities at the reporting date. The amounts are gross and undiscounted, and includes interest accrued but not due on borrowings.

As at March 31, 2022	Carrying amount	Contractual cash flows		
		Less than one year	More than one year	Total
Curent Borrowings	344.50	344.50	-	344.50
Interest payable to loans from related parties	36.84	36.84	-	36.84
Interest payable to loans from others	108.84	108.84	-	108.84
Expenses payable	1.67	1.67	-	1.67
Other payables	1,160.00	1,160.00	-	1,160.00
Total	1,651.85	1,651.85	-	1,651.85

As at March 31, 2021	Carrying amount	Contractual cash flows		
		Less than one year	More than one year	Total
Borrowings from others	357.00	357.00	-	357.00
Interest payable to loans from related parties	22.39	22.39	-	22.39
Interest payable to loans from others	116.68	116.68	-	116.68
Expenses payable	6.66	6.66	-	6.66
Other payables	1,160.00	1,160.00	-	1,160.00
Total	1,662.73	1,662.73	-	1,662.73



(Handwritten signature)

b). Financial risk management (continued)**iii). Market risk**

Market risk is the risk that the future cash flows of a financial instrument will fluctuate because of changes in market prices. Market risk comprises three types of risk: interest rate risk, currency risk and other price risk, the Company mainly has exposure to one type of market risk, namely interest rate risk. The objective of market risk management is to manage and control market risk exposures within acceptable parameters, while optimising the return.

Interest rate risk

Interest rate risk is the risk that the future cash flows of a financial instrument will fluctuate because of changes in market interest rates. The Company's main interest rate risk arises from long-term borrowings with variable rates, which expose the Company to cash flow interest rate risk.

Exposure to interest rate risk

The Company's interest rate risk arises majorly from the term loans from banks carrying floating rate of interest. During the year ended March 31, 2022 & March 31, 2021 the Company does not have any variable rate borrowings hence there is no exposure to interest rate risk.

25 Capital Management

For the purpose of the Company's capital management, capital includes issued equity share capital and all other equity reserves attributable to the equity holders of the Company.

Management assesses the Company's capital requirements in order to maintain an efficient overall financing structure. The Company manages the capital structure and makes adjustments to it in the light of changes in economic conditions and the risk characteristics of the underlying assets.

To maintain or adjust the capital structure, the Company may return capital to shareholders, raise new debt or issue new shares.

The Company monitors capital on the basis of the debt to capital ratio, which is calculated as interest-bearing debts divided by total capital (equity attributable to owners of the parent plus interest-bearing debts).

Particulars	As at March 31, 2022	As at March 31, 2021
Borrowings	969.84	920.22
Less: Cash and cash equivalents	-0.51	-0.63
Adjusted net debt (A)	969.33	919.59
Total equity (B)	408.01	499.55
Adjusted net debt to adjusted equity ratio (A/B)	237.58%	184.09%



Red Solutions Private Limited
Notes to Financial Statements for the year ended March 31, 2022
(All amounts are in Rupees in lac unless otherwise stated)

26 Ratios

The ratios for the years ended March 31, 2022 and March 31, 2021 are as follows :

S.No	Particulars	Numerator	Denominator	As at March 31, 2022	As at March 31, 2021	% Variance	Reason for variance
1	Current ratio	All Current Assets	All Current Liabilities	NA	NA	NA	NA
2	Debt - Equity ratio	Long term Debt including long term debt payable within 1 year & long term lease Liabilities	Total Equity	NA	NA	NA	NA
3	Debt service coverage ratio	Profit after tax + Depreciation + Finance Cost	Finance cost+ Principal repayment of loans	NA	NA	NA	NA
4	Return on Equity (ROE)	Profit after tax	Average Share equity	NA	NA	NA	NA
5	Trade receivables turnover ratio	Total revenue	(Opening Debtor+ Closing Debtor)/2	NA	NA	NA	NA
6	Trade payables turnover ratio	Professional Services	(Opening Creditor+ Closing Creditor)/2	NA	NA	NA	NA
7	Net capital turnover ratio	Total revenue	Current Assets- Current Liability	NA	NA	NA	NA
8	Net profit ratio	Profit after tax	Total Revenue	NA	NA	NA	NA
9	Return on Capital Employed (ROCE)	Profit before tax + Finance cost	Capital Employed = Tangible Net Worth + Total Debt + Deferred Tax Liability	NA	NA	NA	NA

Note - There is no significant operational activities. Hence normal revenue and capital data is not moved in current and previous year, on the basis of which number of ratio, as required to be disclosed, can not be calculated.



(Handwritten signature)

Red Solutions Private Limited

Notes to Financial Statements for the year ended March 31, 2022

(All amounts are in Rupees in lac unless otherwise stated)

27 Income taxes

A. Amounts recognised in profit or loss

	March 31, 2022	March 31, 2021
Current tax expense		
Current year	-	-
Adjustment for prior years	-	-
	-	-
Deferred tax expense		
Change in recognised temporary differences	-10.84	-10.22
Total Tax Expense	-10.84	-10.22
	-10.84	-10.22

B. Amounts recognised in Other Comprehensive Income


There was no amount recognised in other comprehensive income.

C. Reconciliation of effective tax rate

	March 31, 2022		March 31, 2021	
	Rate	Amount	Rate	Amount
Profit before tax	26.00%	-102.38	26.00%	-67.23
Tax using the Company's domestic tax rate (A)		-		-
Tax effect of:				
Deferred tax		-10.84		-10.22
Taxable & Non-taxable impact				
Tax incentives				
Total (B)		-10.84		-10.22
(A)+(B)		-10.84		-10.22

D. Movement in deferred tax balances

	As at March 31, 2021	Recognized in P&L	Recognized in OCI	As at March 31, 2022
Deferred Tax Assets				
Property, plant and equipment and intangibles	0.12	-	-	0.12
Investment property	11.71	4.27	-	15.98
Other current liabilities	-	-	-	-
Other financial liabilities	62.40	6.56	-	68.96
Sub- Total (a)	74.23	10.83	-	85.06
Deferred Tax Liabilities	-	-	-	-
Sub- Total (b)	-	-	-	-
Net Deferred Tax Asset (a)-(b)	74.23	10.83	-	85.06



[Handwritten signature]

Red Solutions Private Limited**Notes to Financial Statements for the year ended March 31, 2022***(All amounts are in Rupees in lac unless otherwise stated)***D. Movement in deferred tax balances**

	As at April 1, 2020	Recognized in P&L	Recognized in OCI	As at March 31, 2021
Deferred Tax Assets				
Property, plant and equipment and intangibles	0.15	-0.03	-	0.12
Investment property	7.42	4.29	-	11.71
Other current liabilities	-	-	-	-
Other financial liabilities	56.43	5.97	-	62.40
Sub- Total (a)	64.00	10.23	-	74.23
Deferred Tax Liabilities	-	-	-	-
Sub- Total (b)	-	-	-	-
Net Deferred Tax Asset (a)-(b)	64.00	10.23	-	74.23

28 Previous years' figures have been reclassified/regrouped wherever necessary.

Per our report of even date.

For Mohan Gupta & Co.
Chartered Accountants
Firm Registration No. 006519N

Himanshu Gupta
Partner
Membership No. 577863
UDIN - 22527863AMTMMNL4176

Place: New Delhi
Date: 28 May 2022

For and on behalf of the Board of Directors of
Red Solutions Private Limited

Ashok Kumar Gupta
Director
DIN:-02590928

Sonu Bisht
Director
DIN: 02667134